


NORDIC FIBERGLASS, INC.

Quality Products for the Electrical Industry



2026 Catalog



NORDIC FIBERGLASS, INC.


Quality Products for the Electric Utility Industry

P.O. Box 27 Warren, MN 56762 Tel: 218-745-5095 Fax: 218-745-4990 www.nordicfiberglass.com

**This
Page
is
intended
to
be
blank.**

Table of Contents	Page(s)
Table of Contents	2
Box Pads - Single Phase Transformer	3-4
Box Pads - Three Phase Transformer	4-5
Box Pads - Three Phase Transformer - 9K	6
Box Pads - Transformer/Meter/Switch (TMS)	6
Box Pads - Transformer/Meter	7
Box Pads - Transformer/Secondary	7
Box Pads - Air-Filled Switchgear	8-9
Box Pads - Oil-Filled Switchgear	9
Box Pads - Access Panel Switchgear Box Pads	10
Cabinets - Single Phase	10-11
Cabinets - Two Phase	12-13
Cabinets - Three Phase	13-17
Cabinets - Extensions	18-20
Cabinets - Deferral	21
Cabinets - Multi-Point	22-23
Cabinets - Sub-Surface	23
Cabinets - Vacuum Switch	24-25
Covers, Ground Sleeve	25
Extenders & Adapters	26
Flexi-Flags	26
Ground Sleeves - Single Phase	27
Ground Sleeves - Three Phase	28
Hardware & Accessories	29-32
Hill Holders	33
Pedestals - Hand Holes - Plastic	33-34
Pedestals - Hand Holes - Fiberglass	35
Pedestals - Looping	36
Pedestals - Secondary - Plastic - PSP Series	36-37
Pedestals - Secondary - Plastic - PSPX Convertible Series	37-38
Pedestals - Secondary - Plastic - PSPX2 Convertible Series	38-39
Pedestals - Secondary - Plastic - PSPF & PSPS Series	39
Pedestals - Secondary - Plastic - Pedestals with Connectors	40-42
Pedestals - Secondary - Fiberglass - P-50 Series	43-44
Pedestals - Secondary - Fiberglass - PRMC Series	45
Pedestals - Meter - Plastic	46
Pedestals - Tap - Fiberglass	47-49
Replacement - Transformer Pads	49

Box Pads - Single Phase Transformer



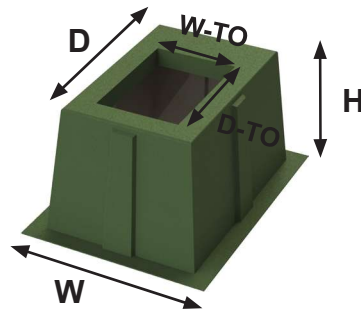
- Light weight, yet built strong and durable for single phase transformers from 25kVA up to 167kVA, weighing up to 2,000 lbs. For heavier single phase transformers contact the factory for assistance.
- The fiberglass laminate is produced with chopped glass and woven roving. (CBP is compression molded)
- Box pads are constructed for time saving installations, no forms to make, just dig the hole, fill with a half foot of gravel, machine tamp it, level it, and install the box pad.
- Nordic recommends transformer placement to be either flush to the edge of the box pad or within 3" in from the top flat surface edges. If you need help, please send the transformer footprint and its weight to Nordic.
- After installing the box pad, backfill with loose material and use your foot to tamp the material around it.
- 15" to 48" high models provide extra cable training in case of an elbow failure. Just cut off the damaged piece and use the extra slack to install the new elbow.
- Optional transformer hold-down brackets available too.
- UV & Fire resistant.

Guideline for determining product size:

GS-24-37-25-MG-16x24 = 24"W x 37"D x 25"H

MG = Munsell Green

16x24 = 16"W x 24"D Top Opening



Product	W-Width	D-Depth	H-Height	W-Top Opening	D-Top Opening
CBP-37-43-15A-MG-22x24	37"	43"	15"	22"	24"
CBP-37-43-15B-MG-20x20	37"	43"	15"	20"	20"
CBP-37-43-15C-MG-21x12	37"	43"	15"	21"	12"
CBP-37-43-15F-MG-25.5x30	37"	43"	15"	25"	30"
CBP-37-43-24A-MG-22x24	37"	43"	24"	22"	24"
CBP-37-43-24C-MG-21x12	37"	43"	24"	21"	12"
CBP-37-43-24F-MG-26x30	37"	43"	24"	26"	30"
GS-25-40-18-MG-15.5x11.5	25"	40"	18"	15.5"	11.5"
GS-25-40-24-MG-14x10	25"	40"	24"	14"	10"
GS-28-28-15-MG-20x20	28"	28"	15"	20"	20"
GS-34-30-25-MG-22x18	34"	30"	25"	22"	18"
GS-34-34-15A-MG-22x24	34"	34"	15"	22"	24"
GS-37-43-32A-CE-2-MG-26x32	37"	43"	32"	26"	32"
GS-37-43-32B-CE-2-MG-20x20	37"	43"	32"	20"	20"
GS-37-43-32C-CE-2-MG-22x24	37"	43"	32"	22"	24"
GS-37-43-42A-MG-25x31	37"	43"	42"	25"	31"
GS-37-43-48-MG-25x31	37"	43"	48"	25"	31"
GS-37-46-15A-MG-22x24	37"	46"	15"	22"	24"
GS-37-48-32A-CE-2-MG-26x31	37"	48"	32"	26"	31"
GS-37-52-15-MG-23x24	37"	52"	15"	23"	24"
GS-42-42-18-MG-25x25	42"	42"	18"	25"	25"
GS-42-42-32-MG-25x25	42"	42"	32"	25"	25"
GS-42-48-16-MG-26x12	42"	48"	16"	26"	12"
GS-42-48-18-MG-25x25	42"	48"	18"	25"	25"
GS-42-48-24-MG-26x12	42"	48"	24"	26"	12"
GS-42-48-32C-MG-22x24	42"	48"	32"	22"	24"

Box Pads - Single Phase Transformer

Product	W-Width	D-Depth	H-Height	W-Top Opening	D-Top Opening
GS-42-48-32-MG-25x25	42"	48"	32"	25"	25"
GS-42-48-32-MG-26x12	42"	48"	32"	26"	12"

Box Pads - Three Phase Transformer



- Nordic Fiberglass RT (Reinforced Top) series box pads for three phase transformers, available in 18" and 36" heights, are designed for strength without excessive weight.
- The fiberglass laminate is produced with chopped glass and woven roving.
- Box pads are constructed for time saving installations, no forms to make, just dig the hole, fill with a half foot of gravel, machine tamp it, level it, and install the box pad.
- Nordic recommends transformer placement to be either flush to the edge of the box pad or within 3" in from the top flat surface edges. If you need help, please send the transformer footprint and its weight to Nordic.
- Please also contact Nordic if your transformer is greater than 500kVA or weighs more than 6,000 lbs.
- After installing the box pad, backfill with loose material and use your foot to tamp the material around it.
- 18" to 36" high models provide extra cable training in case of an elbow failure. Just cut off the damaged piece and use the extra slack to install the new elbow.
- UV & Fire resistant.

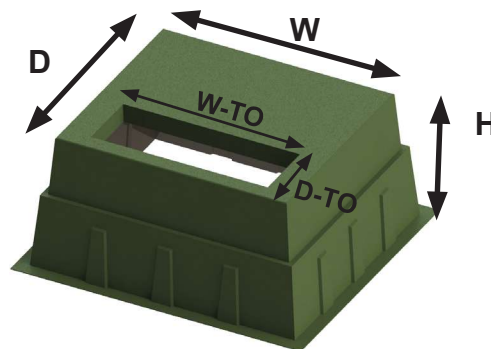
Guideline for determining product size:

GS-47-47-20RT-MG-40x13 = 47"W x 47"D x 20"H

RT=Reinforced Top

MG=Munsell Green

40x13=40"W x 13"D Top Opening



Product	W-Width	D-Depth	H-Height	W-Top Opening	D-Top Opening
GS-111-44-36RT-3O-MG-20x11	111"	44"	36"	20" (3 openings)	11" (3 openings)
GS-111-44-36RT-MG-93x11	111"	44"	26"	93"	11"
GS-47-47-20RT-MG-40x13	47"	47"	20"	40"	13"
GS-54-44-32RT-MG-41x15	54"	44"	32"	41"	15"
GS-54-52-15RT-MG-41x15	54"	52"	15"	41"	15"

Box Pads - Three Phase Transformer

Product	W-Width	D-Depth	H-Height	W- Top Opening	D-Top Opening
GS-60-47-36RT-MG-48x15	60"	47"	36"	48"	15"
GS-65-44-20RT-MG-56x15	65"	44"	20"	56"	15"
GS-65-44-36RT-MG-56x15	65"	44"	36"	56"	15"
GS-65-56-18RT-MG-56x16	65"	56"	18"	56"	16"
GS-65-56-36RT-MG-56x16	65"	56"	36"	56"	16"
GS-67-59-18RT-MG-52x18	67"	59"	18"	52"	18"
GS-67-59-36RT-MG-52x18	67"	59"	36"	52"	18"
GS-67-69-18RT-MG-58x24	67"	69"	18"	58"	24"
GS-67-69-30RT-MG-58x24	67"	69"	30"	58"	24"
GS-69-47-18RT-MG-56x16	69"	47"	18"	56"	16"
GS-69-47-36RT-MG-56x16	69"	47"	36"	56"	16"
GS-69-65-18RT-MG-56x16	69"	65"	18"	56"	16"
GS-69-65-36RT-MG-56x16	69"	65"	36"	56"	16"
GS-72-56-17RT-MG-58x18	72"	56"	17"	58"	18"
GS-72-56-30RT-MG-58x18	72"	56"	30"	58"	18"
GS-72-62-17RT-MG-58x18	72"	62"	17"	58"	18"
GS-72-62-30RT-MG-58x18	72"	62"	30"	58"	18"
GS-72-62-36RT-MG-58x18	72"	62"	36"	58"	18"
GS-72-72-20RT-MG-60x25	72"	72"	20"	60"	25"
GS-72-72-36RT-MG-60x25	72"	72"	36"	60"	25"
GS-75-47-20RT-MG-58x16	75"	47"	20"	58"	16"
GS-75-47-36RT-MG-58x16	75"	47"	36"	58"	16"
GS-75-69-18RT-9K-MG-48x16	75"	69"	18"	48"	16"
GS-75-69-18RT-MG-58x18	75"	69"	18"	58"	18"
GS-75-69-36RT-9K-MG-48x16	75"	69"	36"	48"	16"
GS-75-69-36RT-MG-58x18	75"	69"	36"	58"	18"
GS-80-54-18RT-MG-60x18	80"	54"	18"	60"	18"
GS-80-54-36RT-MG-60x18	80"	54"	36"	60"	18"
GS-84-66-20RT-MG-64x18	84"	66"	20"	64"	18"
GS-84-66-36RT-MG-64x18	84"	66"	36"	64"	18"
GS-86-78-18RT-2X-MG-74x22	86"	78"	18"	74"	22"
GS-86-78-36RT-2X-MG-74x22	86"	78"	26"	74"	22"
TP-48-64-5-MG-12x30	48"	64"	5"	12"	30"
TP-48-72-5-MG-18x42	48"	72"	5"	18"	42"
TP-66-72-5-MG-18x42	66"	72"	5"	18"	42"
TP-72-72-10-MG-60x18	72"	72"	10"	60"	18"

Box Pads - Three Phase Transformer - 9K



GS-75-69-18RT-9K-MG-48x16



GS-75-69-36RT-9K-MG-48x16

- The 9K is a three phase transformer series box pad available in 18" and 36" heights designed for strength without excessive weight.
- The fiberglass laminate is produced with chopped glass and woven roving.
- If the transformer is under 9,000 lbs., and it fits, that's it.
- If the transformer is heavier than 9,000 lbs., please send the transformer footprint and its weight to Nordic.
- Box pads are constructed for time saving installations, no forms to make, just dig the hole, fill with a half foot of gravel, machine tamp it, level it, and install the box pad.
- After installing the box pad, backfill with loose material and use your foot to tamp the material around it.
- 18" to 36" high models provide extra cable training in case of an elbow failure. Just cut off the damaged piece and use the extra slack to install the new elbow.
- UV & Fire resistant.

Product	W-Width	D-Depth	H-Height	W-Top Opening	D-Top Opening
GS-75-69-18RT-9K-MG-48x16	75"	69"	18"	48"	16"
GS-75-69-36RT-9K-MG-48x16	75"	69"	36"	48"	16"

Box Pads - Transformer/Meter/Switch (TMS)



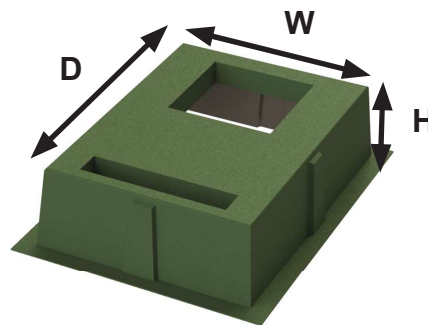
- TMS units are designed for 25kVA to 167kVA single phase transformers and various models of meter switches.
- The fiberglass laminate is produced with chopped glass and woven roving.
- Provides a raceway between the transformer and meter.
- Allows for Net Metering.
- Box pads are constructed for time saving installations, no forms to make, just dig the hole, fill with a half foot of gravel, machine tamp it, level it, and install the box pad.
- Please send your switchgear footprint to Nordic to determine the correct box pad for your application.
- After installing the box pad, backfill with loose material and use your foot to tamp the material around it.
- 15" to 20" high models provide extra cable training in case of an elbow failure. Just cut off the damaged piece and use the extra slack to install the new elbow.
- UV & Fire resistant.

Guideline for determining product size:

GS-37-52-15-TMS-MG = 37"W x 52"D x 15"H

TMS = Transformer Meter Switch

MG = Munsell Green



Product	W-Width	D-Depth	H-Height
GS-37-52-15-TMS-MG	37"	52"	15"
GS-72-40-18-TMS-MG	72"	40"	18"
GS-80-36-36-20-MG-TS	80"	36"	20"

Box Pads - Transformer/Meter

The CBP and MPP are sold separately. Shown together below for reference.



Box Pad & Pedestal sold separately:
CBP-37-43-15A-MG-22x24-MP
MPP-141455-MG-X



Box Pad & Pedestal sold separately:
CBP-37-43-24A-MG-22x24-MP
MPP-141455-MG-X

- Install your transformer and meter enclosures on the CBP-37-43-15A with a 22" x 24" top opening x 15" high or the CBP-37-43-24A transformer box pad with a 22" x 24" top opening x 24" high.
- Light weight, yet built strong and durable for single phase transformers from 25kVA up to 167kVA
- The box pad's extension accommodates one MPP-141455-MG-X meter pedestal. (Assembly is required).
- Optional two AB-2 brackets available for holding down transformers.
- Three optional six port 350 MCM connectors, (L6350), are available from factory for mounting in the meter pedestal.
- The box pad's open underneath interior cavity provides a raceway between the single phase transformer and the meter pedestal.
- The 15" or 24" high box pads are constructed for time saving installations, no forms to make, just dig the hole, fill with a half foot of gravel, machine tamp it, level it, and install the box pad.
- After installing the box pad, backfill with loose material and use your foot to tamp the material around it.
- 15" or 24" high models provide extra cable training in case of an elbow failure. Just cut off the damaged piece and use the extra slack to install the new elbow.

Product
CBP-37-43-15A-MG-22x24-MP
CBP-37-43-15A-AB-2-MG-22x24-MP
CBP-37-43-24A-MG-22x24-MP
CBP-37-43-24A-AB-2-MG-22x24-MP
MPP-141455-MG-X
MPP-141455-MG-L6350



Box Pads - Transformer/Secondary



GS-37-39-15-SP-MG-22x22



GS-37-39-15-SP-L6350-MG-22x22

- Install your transformer and meter enclosures on the GS-37-39 Series Transformer box pads with a 22" x 22" top opening.
- The box pad's built in extension accommodates one connector bracket with three 6 port 350 MCM connectors with plastic covers and one PSPT-151515-MG lid. (Assembly is required)
- The 15" high box pad is constructed for time saving installations, no forms to make, just dig the hole, fill with a half foot of gravel, machine tamp it, level it, and install the box pad.
- Light weight, yet built strong and durable for single phase transformers from 25kVA up to 167kVA
- GS-37-39-15-SP-MG-22x22 (no bracket or connectors installed)

Product
GS-37-39-24-MP-MG-22x22
GS-37-39-15-SP-L6350-MG-22x22

Box Pads - Air-Filled Switchgear



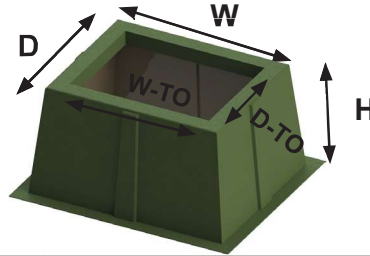
- Box pads for air-filled switchgear are designed to accommodate the switch's width and depth footprint.
- The fiberglass laminate is produced with chopped glass and woven roving.
- Box pads are constructed for time saving installations, no forms to make, just dig the hole, fill with a half foot of gravel, machine tamp it, level it, and install the box pad.
- Nordic recommends switchgear placement to be either flush to the edge of the box pad or within 2" in from the top flat surface edges. If you need help, please send the switchgear footprint and its weight to Nordic.
- After installing the box pad, backfill with loose material and use your foot to tamp the material around it.
- 18" to 36" high models provide extra cable training in case of an elbow failure. Just cut off the damaged piece and use the extra slack to install the new elbow.
- UV & Fire resistant.

Guideline for determining product size:

GS-50-40-32-MG-41x31 = 50"W x 40"D x 32"H

MG = Munsell Green

41x31 = 41"W x 31"D Top Opening



Product	W-Width	D-Depth	H-Height	W-Top Opening	D-Top Opening
GS-106-74-48-MG-96.5x62	106"	74"	48"	96.5"	62"
GS-124-74-36-MG-114.5x62	124"	74"	36"	114.5"	62"
GS-50-30-20-MG-28x22	50"	30"	20"	28"	22"
GS-50-40-32-MG-41x31	50"	40"	32"	41"	31"
GS-50-50-54-MG-42x42	50"	50"	54"	42"	42"
GS-54-32-26-MG-46x24	54"	32"	26"	46"	24"
GS-54-44-15-MG-42x32	54"	44"	15"	42"	32"
GS-54-44-32-MG-42.5x31	54"	44"	32"	42.5"	31"
GS-55-37-36-MG-43x25	55"	37"	36"	43"	25"
GS-56-56-20-MG-44x44	56"	56"	20"	44"	44"
GS-57-44-32-MG-47x34	57"	44"	32"	47"	34"
GS-64-37-36-MG-56x29.5	64"	37"	36"	56"	29.5"
GS-65-44-36-MG-54.5x36	65"	44"	36"	54.5"	36"
GS-65-56-36-MG-50x40	65"	56"	36"	50"	40"
GS-67-61-36-MG-59x51	67"	61"	36"	59"	51"
GS-67-61-48-MG-59x51	67"	61"	48"	59"	51"
GS-69-47-36-MG-61x39	69"	47"	36"	61"	39"
GS-69-65-36-MG-58x51	69"	65"	36"	58"	51"
GS-75-45-36-MG-61x31.5	75"	45"	36"	61"	31.5"
GS-75-48-36-MG-61x31.5	75"	48"	36"	61"	31.5"
GS-75-69-36-MG-65x59	75"	69"	36"	65"	59"
GS-75-73-36-MG-67x62	75"	73"	36"	67"	62"
GS-77-69-36-MG-66x58	77"	69"	36"	66"	58"
GS-80-36-36-MG-72x30	80"	36"	36"	72"	30"
GS-80-54-36A-MG-71.5x45.5	80"	54"	36"	71.5"	45.5"
GS-80-54-36B-MG-62x34	80"	54"	36"	62"	34"
GS-84-66-36-MG-65x51	84"	66"	36"	65"	51"
GS-86-78-36-MG-70.5x63	86"	78"	36"	70.5"	63"

Box Pads - Air-Filled Switchgear

Product	W-Width	D-Depth	H-Height	W-Top Opening	D-Top Opening
Continued from page 8					
GS-86-84-36 2 PIECE-MG-73x76	86"	84"	36"	73"	76"
GS-89-84-36 2 PIECE-MG-73x76	89"	84"	36"	73"	76"
GS-89-84-36-MG-75x76	89"	84"	36"	75"	76"
GS-96-54-36-MG-86x44	96"	54"	36"	86"	44"

Box Pads - Oil-Filled Switchgear



GS-75-47-36RT-2O-MG



GS-75-73-36RT-2O-MG



GS-86-78-36RT-2O-MG

- Box pads for oil-filled switchgear are designed to support the weight switchgear's oil tank and accommodate the switch's cable openings.
- The fiberglass laminate is produced with chopped glass and woven roving.
- Box pads are constructed for time saving installations, no forms to make, just dig the hole, fill with a half foot of gravel, machine tamp it, level it, and install the box pad.
- Please send your switchgear footprint to Nordic to determine the correct box pad for your application.
- After installing the box pad, backfill with loose material and use your foot to tamp the material around it.
- 36" high models provide extra cable training in case of an elbow failure. Just cut off the damaged piece and use the extra slack to install the new elbow.
- UV & Fire resistant.

Guideline for determining product size:

GS-75-47-36RT-2O-MG = 75"W x 47"D x 36"H,
 2O = 2 Top Openings,
 MG = Munsell Green

Product
GS-106-74-36RT-2O-MG
GS-124-74-36RT-2O-MG
GS-75-47-36RT-2O-MG
GS-75-73-36RT-2O-MG
GS-86-78-36RT-2O-MG

Box Pads - Access Panel Switchgear Box Pads



GS-96-67-48-MG-59x51-59x24-GSC



GS-125-61-48R-MG-24x47-77.5x20-GSC



GS-150-61-48R-MG-24x47-95x20-GSC

- Access panel allows entry into the box pad in order to feed underground cables to the switch.
- The fiberglass laminate is produced with chopped glass and woven roving.
- Box pads are constructed for time saving installations, no forms to make, just dig the hole, fill with a half foot of gravel, machine tamp it, level it, and install the box pad.
- Please send your switchgear footprint to Nordic to determine the correct box pad for your application.
- After installing the box pad, backfill with loose material and use your foot to tamp the material around it.
- 36"-48" high models provide extra cable training in case of an elbow failure. Just cut off the damaged piece and use the extra slack to install the new elbow.
- UV & Fire resistant.

Guideline for determining product size:

GS-96-67-48-MG-59x51-59x24-GSC =

96"W x 67"D x 48"H,

MG=Munsell Green

59x51 = 59"W x 51"D,


59x24 = 59"W x 24"D

(Access Panel Entrance)

GSC = Ground Sleeve Cover

Product
GS-96-67-48-MG-59x51-59x24-GSC
GS-125-61-48R-MG-24x47-77.5x20-GSC
GS-150-61-48R-MG-24x47-95x20-GSC







Cabinets - Single Phase




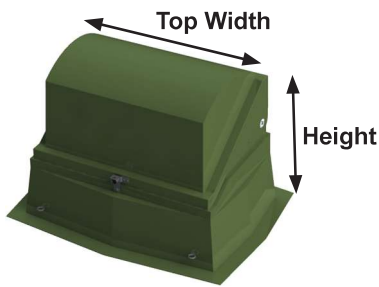
- Rust free fiberglass construction provides years of low maintenance.
- The fiberglass laminate is produced with chopped glass and woven roving.
- Nordic supplied Copper ground systems and brand name junctions are available for factory installation.
- Hot-dipped galvanized, silicon bronze penta-head bolt, and stainless steel hardware.
- After installing the cabinet, backfill with loose material and use your foot to tamp the material around it.
- UV & Fire resistant.
- Meets ANSI C57.12.28 Pad-Mounted Enclosure Integrity Standard.
- P-107 stainless steel locking system provides double locking.
- Cabinet's mounting plates accommodate a variety of 15/25/35kV, 200A or 600A junctions.
- Four eye-bolts allow the line-person to simply hook-up the cabinet, position it over the cables, and place it in the excavated area.

Amp	kV	Parking	Product	Top Width	Operating Depth	Base Width	Base Depth	Height
200	15/25	Below	 ND-2202248-MG-125-X	21"	22"	42"	44"	48"

Cabinets - Single Phase

Amp	kV	Parking	Product	Top Width	Operating Depth	Base Width	Base Depth	Height
			 <p>ND-2322239-MG-112-X-X</p>	32.5"	21"	52.5"	41.5"	39"
200	15/25	In-Line	 <p>ND-2322248-MG-112-X-X</p>	32.5"	21"	52.5"	41.5"	48"
			 <p>ND-362436-MG-110-X-X</p>	36.5"	23"	55"	42"	36.5"
			 <p>ND-362442-MG-110-X-X</p>	36.5"	23"	59"	46"	42.5"
			 <p>ND-362454-MG-110-X-X</p>	36.5"	23"	64.5"	51.5"	55"
200/600	200/600 w/200A Tap	Above	 <p>ND-322864-MG-PA38-X-X</p>	38"	25.5"	65.5"	57.5"	64"


Cabinets - Two Phase




- Rust free fiberglass construction provides years of low maintenance.
- The fiberglass laminate is produced with chopped glass and woven roving.
- Nordic supplied Copper ground systems and brand name junctions are available for factory installation.
- Hot-dipped galvanized, silicon bronze penta-head bolt, and stainless steel hardware.
- After installing the cabinet, backfill with loose material and use your foot to tamp the material around it.
- UV & Fire resistant.
- Meets ANSI C57.12.28 Pad-Mounted Enclosure Integrity Standard.
- P-107 stainless steel locking system provides double locking.
- Cabinet's mounting plates accommodate a variety of 15/25/35kV, 200A or 600A junctions.
- Four eye-bolts allow the line-person to simply hook-up the cabinet, position it over the cables, and place it in the excavated area.

Amp	kV	Parking	Product	Top Width	Operating Depth	Base Width	Base Depth	Height
200	15/25	Below	 ND-362436-MG-2101-X-X	36.5"	23"	55"	42"	36.5"
			 ND-362442-MG-2101-X-X	36.5"	23"	59"	46"	42.5"
			 ND-362454-MG-2101-X-X	36.5"	23"	64.5"	51.5"	56"


Cabinets - Two Phase

Amp	kV	Parking	Product	Top Width	Operating Depth	Base Width	Base Depth	Height
200/600	15/25	Below	 ND-2422850-MG-2125-X-X	42"	28.5"	63"	49"	50"
200/600 w/200A Tap	15/25/35	Above	 ND-2422850-MG-242-X-X	42"	27.5"	63"	49"	50"



Cabinets - Three Phase









- Rust free fiberglass construction provides years of low maintenance.
- The fiberglass laminate is produced with chopped glass and woven roving.
- Nordic supplied Copper ground systems and brand name junctions are available for factory installation.
- Silicon bronze penta-head bolt, and stainless steel hardware.
- After installing the cabinet, backfill with loose material and use your foot to tamp the material around it.
- UV & Fire resistant.
- Meets ANSI C57.12.28 Pad-Mounted Enclosure Integrity Standard.
- P-107 stainless steel locking system provides double locking.
- Cabinet's mounting plates accommodate a variety of 15/25/35kV, 200A or 600A junctions.
- Four eye-bolts allow the line-person to simply hook-up the cabinet, position it over the cables, and place it in the excavated area.

kV	Amp	Parking	Product	Top Width	Operating Depth	Base Width	Base Depth	Height
200	15	In-Line	 ND-2315-MG-2A5A-X-X	70.5"	15.5"	101.5"	47.5"	53"

Cabinets - Three Phase

Amp	kV	Parking	Product	Top Width	Operating Depth	Base Width	Base Depth	Height
200	15	In-Line	 ND-315-MG-2A5A-X-X	70.5"	15.5"	94.5"	40"	48"
200/600	15/25		 ND-250-MG-101-X-X	53.5"	23"	67"	37"	34.5"
			 ND-2562448-MG-101-X-X	56"	25"	76.5"	45"	48"
		Above	 ND-2562448-MG-152-X-X	56"	23.75"	76.5"	45"	48"
		In-Line	 ND-325-MG-2C5A-X-X	89"	21"	112.5"	47.5"	48.5"







Cabinets - Three Phase

Amp	kV	Parking	Product	Top Width	Operating Depth	Base Width	Base Depth	Height
200/600	15/25	Below	 ND-350-MG-101-X-X	53.5"	23"	77.5"	47"	48"
			 ND-360-MG-101-X-X	53.5"	23"	77.5"	47"	54"
			 ND-552436-MG-101-X-X	55.5"	23.5"	72.5"	41.5"	36"
		Above	 ND-552436-MG-152-X-X	55.5"	23.5"	72.5"	41.5"	36"
			 ND-552436-MG-PA58-X-X	55.5"	21.5"	72.5"	41.5"	36"
		Below	 ND-552442-MG-101-X-X	55.5"	23.5"	76.5"	45.5"	42"

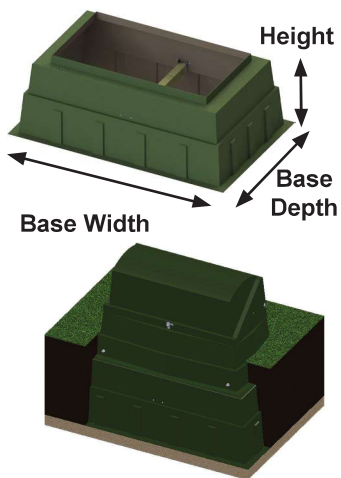
Cabinets - Three Phase

Amp	kV	Parking	Product	Top Width	Operating Depth	Base Width	Base Depth	Height
200/600	15/25	Above	 ND-552442-MG-152-X-X	55.5"	23.5"	76.5"	45.5"	42"
			 ND-552442-MG-PA58-X-X	55.5"	21.5"	76.5"	45.5"	42"
		Below	 ND-552454-MG-101-X-X	55.5"	23.5"	81.5"	51"	54"
		Above	 ND-552454-MG-152-X-X	55.5"	23.5"	81.5"	51"	54"
 ND-552454-MG-PA58-X-X	55.5"		21.5"	81.5"	51"	54"		
200/600 w/200A Tap	15/25/35		 ND-2722850-MG-168-X-X	72"	28"	92.25"	49.25"	50"

Cabinets - Three Phase

Amp	kV	Parking	Product	Top Width	Operating Depth	Base Width	Base Depth	Height
		Below	 <p>ND-430-MG-101-X-X</p>	68.5"	25.5"	93"	52.5"	53"
			 <p>ND-450-MG-101-X-X</p>	68.5"	29"	96"	55"	64.5"
		Above	 <p>ND-683042-MG-168-X-X</p>	68.5"	28.5"	90"	48.5"	42"
			 <p>ND-683042-MG-PA71-X-X</p>	68.5"	26.5"	90"	48.5"	42"
			 <p>ND-683054-MG-168-X-X</p>	68.5"	28.5"	94"	53"	53.5"
200/600 w/200A Tap	15/25/35	Above	 <p>ND-683054-MG-PA71-X-X</p>	68.5"	26.5"	94"	53"	53.5"

Cabinets - Extensions





- Used extensively in wind farm applications where large diameter cable needs a large expansive area for bending and cable training.
- The fiberglass laminate is produced with chopped glass and woven roving.
- Cabinet extensions extend the height of the cabinet to allow for more cable bending radius.
- The extensions allow for extra cable looping.
- In case of an elbow failure, the damaged elbow and cable can be removed and the extra slack can be used to attach a new elbow.
- 18" or 36" high cabinet extensions are available for most of Nordic's three phase sectionalizing cabinets.
- Cabinets and extensions shipped separately.
- Bolting hardware included with the extensions.
- UV & Fire resistant.

Product	Fits this Cabinet	Base Width	Base Depth	Height
 ND-2722850-MG-18EXT	ND-2722850	101.5"	61.5"	18"
 ND-2722850-MG-36EXT	ND-2722850	114"	72"	36"
 ND-325-MG-18EXT	ND-325	121.5"	55"	18"
 ND-325-MG-36EXT	ND-325	129.25"	62.25"	36"
 ND-350-MG-18EXT	ND-350	87"	60"	18"

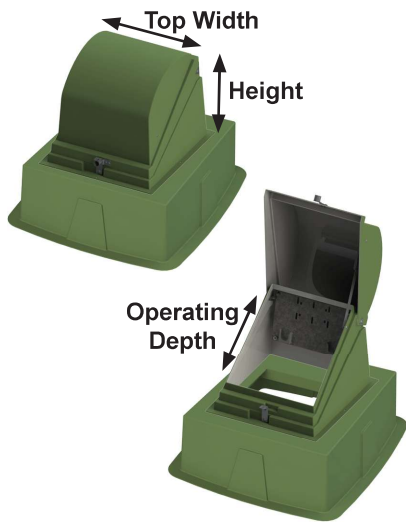
Cabinets - Extensions

Product	Fits this Cabinet	Base Width	Base Depth	Height
 <p>ND-350-MG-36EXT</p>	ND-350	93.5"	66.5"	36"
 <p>ND-403264-MG-18EXT</p>	ND-403264	73.5"	64.5"	18"
 <p>ND-403264-MG-36EXT</p>	ND-403264	81.5"	72.5"	36"
 <p>ND-450-MG-18EXT</p>	ND-450	101.5"	61.5"	18"
 <p>ND-450-MG-36EXT</p>	ND-450	114"	72"	36"
 <p>ND-552454-MG-18EXT</p>	ND-552454	91"	65"	18"
 <p>ND-552454-MG-36EXT</p>	ND-552454	96.5"	70.5"	36"

Cabinets - Extensions

Product	Fits this Cabinet	Base Width	Base Depth	Height
 <p data-bbox="220 432 501 464">ND-683054-MG-18EXT</p>	ND-683054	101.5"	61.5"	18"
 <p data-bbox="220 684 501 716">ND-683054-MG-36EXT</p>	ND-683054	114"	72"	36"

Cabinets - Deferral



- “Defers” a transformer when electrical components are installed in the temporary deferral cabinet.
- The fiberglass laminate is produced with chopped glass and woven roving.
- Once the transformer arrives; disengage the electrical components, remove the cabinet from the box pad, and install the transformer.
- Cabinet can be stored or used on another box pad for a future transformer.
- Hot-dipped galvanized, silicon bronze penta-head bolt, and stainless steel hardware.
- Optional copper ground systems and brand name junctions are available for factory installation.
- UV & Fire resistant.
- Meets ANSI C57.12.28 Pad-Mounted Enclosure Integrity Standard.
- UV & Fire resistant.

kV	Amp	Parking	Product	Top Width	Operating Depth	Height	Fits this Ground Sleeve
15/25	200	Below	 ND-202224-MG-125-X-X	21"	22"	24"	(GS w/22"x 24" openings)
		In-Line	 ND-37-MG-102C-X-X	37"	29.5"	22"	(GS w/22"x 24" openings)
			 ND-37H-MG-102C-X-X	37"	29.5"	22"	H-Hinged (GS w/22"x 24" openings)
15/25/35	200/600		 ND-38-MG-S108-X-X	37.5"	37"	23"	(GS w/26"x32" openings)


Cabinets - Multi-Point



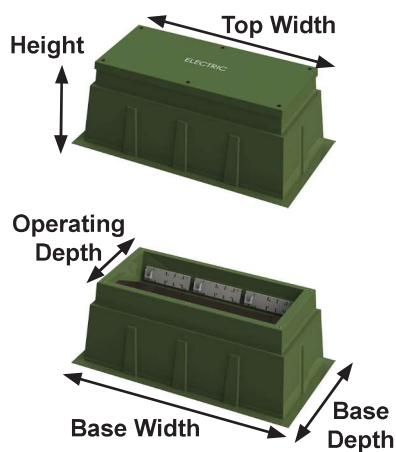
- Various cabinets accommodate 2 thru 6 way 15/25/35kV Elastimold, G&W, and Cooper multi-point junctions with 4" thru 6.5" interface spacing.
- ND-325 **does not** accommodate 200A taps off the 600A interface
- ND-2722850 **does** accommodate 200A taps off the 600A interface.
- **Check our website to find the right cabinet for your multi-point configuration.**
- The fiberglass laminate is produced with chopped glass and woven roving.
- Rust free fiberglass construction.
- Nordic supplied Copper ground systems and brand name junctions are available for factory installation.
- Silicon bronze penta-head bolt, and stainless steel hardware.
- Meets ANSI C57.12.28 Pad-Mounted Enclosure Integrity Standard.
- P-107 stainless steel locking system provides double locking.
- UV & Fire resistant.

Product	Top Width	Operating Depth	Base Width	Base Depth	Height
 ND-325-MG-X-X-X	89"	21"	112.5"	47.5"	48.5"
 ND-325-MG-S102CX-X-X	89"	21"	112.5"	47.5"	48.5"
 ND-325-MG-PS14A-X-X	89"	21"	112.5"	47.5"	48.5"
 ND-325-MG-UNI4-X-X	89"	21"	112.5"	47.5"	48.5"

Cabinets - Multi-Point

Product	Top Width	Operating Depth	Base Width	Base Depth	Height
 ND-2722850-MG-268-X-X	72"	28"	92.25"	49.25"	50"

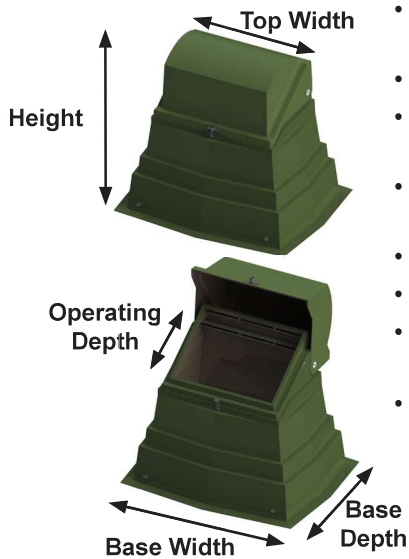
Cabinets - Sub-Surface



- The GSLBJ-363632-MG-S103-X-X is designed for sectionalizing or deferral with subsequent installation of a single-phase transformer.
- The fiberglass laminate is produced with chopped glass and woven roving.
- Stainless steel SSMP-103 mounting plate accommodates all 15/25kV, 200/600A junctions with U-straps, except Cooper 35 kV.
- The SSMP-103 mounting plate has in-line parking to allow for stand-offs or feed throughs to be installed.
- Units come with covers, silicon bronze penta-head bolt, and stainless steel hardware.
- Optional copper ground systems and brand name junctions are available for factory installation.
- UV & Fire resistant.

Amp	kV	Parking	Product	Top Width	Operating Depth	Base Width	Base Depth	Height
200	15/25	In-Line	 GSLBJ-363632-MG-S103-X-X	36"	28"	49"	42"	33" w/cover
			 GSLBJ-803636-MG-S103-X-X	78.5"	27"	97"	53"	37" w/cover
200/600	15/25	In-Line	 GSLBJ-805436-MG-S103-X-X	80.5"	44.5"	99"	73"	37" w/cover

Cabinets - Vacuum Switch




- Cabinets accommodate a variety molded vacuum interrupter switchgear from Elastimold MVI/MVS fault interrupter switchgear, and G&W Trident switchgear.
- The fiberglass laminate is produced with chopped glass and woven roving.
- Horizontally installed struts can be moved up or down to accommodate various electrical junction mounting brackets.
- Double locking; penta-head bolt with hasp and provisions for a pad-lock provide security.
- Meets ANSI C57.12.28 Pad-Mounted Enclosure Integrity Standard.
- Silicon bronze penta-head bolt, and stainless steel hardware.
- Optional copper ground systems and brand name junctions are available for factory installation.
- UV & Fire resistant.




Product	Top Width	Operating Depth	Base Width	Base Depth	Height
 ND-362436-MG-UNI2-X-X	36.5"	24"	55"	42"	36.5"
 ND-362442-MG-UNI2-X-X	36.5"	24"	59"	46"	42.5"
 ND-362454-MG-UNI2-X-X	36.5"	24"	64.5"	51.5"	55"
 ND-403264-MG-UNI4-X-X	39.5"	30.5"	64.5"	51.5"	63.5"

Cabinets - Vacuum Switch

Product	Top Width	Operating Depth	Base Width	Base Depth	Height
 ND-683054-MG-UNI4-X-X	68.5"	26"	94"	53"	53.5"

Covers, Ground Sleeve



Guideline for determining product size

GSC-37-43-MG = GSC = Ground Sleeve Cover

37-43 = 37"W x 43"D

MG = Munsell Green

- Rust free fiberglass construction and stainless steel hardware.
- The exterior is applied with a Munsell green gel-coat (not applicable to the GSC-37-43-MG cover), which contains UV stabilizer and provides superior weather-ability and resistance to ultraviolet attack.
- The standard cover is fabricated of one layer of 1/2" plywood encapsulated in fiberglass, using fire retardant resin and chopped glass and 18 ounce woven roving reinforcement.
- UV & Fire resistant.



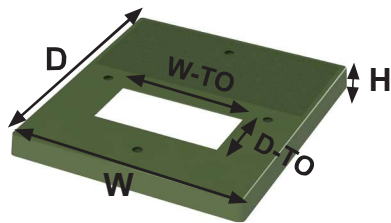
GSC-37-43-MG cover installed on the
CBP-37-43-15A-MG-22x24

Product	W-Width	D-Depth
GSC-37-43-MG	37"	43"
GSC-42-42-MG	42"	42"
GSC-44-44-MG	44"	44"
GSC-54-44-MG	54"	44"
GSC-55-37-MG	55"	37"
GSC-65-56-MG	65"	56"
GSC-67-61-MG	67"	61"
GSC-69-47-MG	69"	47"
GSC-69-65-MG	68"	65"
GSC-75-69-MG	75"	69"
GSC-75-73-MG	75"	73"
GSC-86-78-MG	86"	78"
GSC-86-84-MG	86"	84"

Features: GSC-37-43-MG

- The top of the cover is a textured non-skid diamond tread surface, which provides a safe operating platform in all types of weather.
- UV & Fire resistant.

Extenders & Adapters



- Extenders & adapters are designed to fit over 37" wide x 43" deep box pads.
- The fiberglass laminate is produced with chopped glass and woven roving.
- Extenders extend the box pad up another 4" above grade.
- Units are a combination chopped glass spray up and hand lay-up with woven roving.
- UV & Fire resistant.

Product	W-Width	D-Depth	H-Height	W-Top Opening	D-Top Opening
GSA-37-43-MG-21x10	37"	43"	4.25"	21"	10"
GSE-4A-MG-22x24	36.5"	42.5"	10"	22"	24"
GSE-4F-MG-26x30	36.5"	42.5"	10"	26"	30"

Flexi-Flags




Hydrant Flags (Spring loaded)

- FF-1: 53"
- FF-2: 72"
- Installation hardware included.



Hydrant Flags (Looped End)

- FF-1L: 53"
- FF-2L: 72"
- Simply remove the hydrant's housing cover and install the flag's loop over the threaded coupling, reinstall the cover with the flag.



Curb Marker Flags

- CM-1: 53" Spring loaded Curb Marker
- CM-2: 72" Spring loaded Curb Marker
- These curb markers help identify curb stops in parking lots covered by snow, reduces the chance of snow plows hitting them.



Cabinet Marker Flags

- FF-1C: 53" Spring loaded Cabinet Marker
- FF-2C: 72" Spring loaded Cabinet Marker
- These units can be bolted to the side of the cabinet.
- The orange flag can be seen above the snow covered cabinet or tall grass.

Ground Sleeves - Single Phase



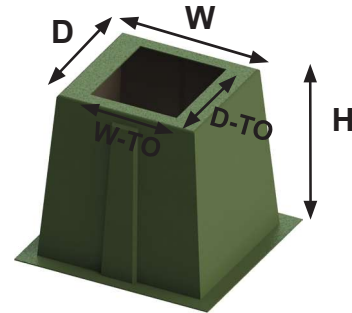
- Light weight, yet built strong and durable for sectionalizing cabinets.
- The fiberglass laminate is produced with chopped glass and woven roving. (CGS is compression molded)
- Ground sleeves are constructed for time saving installations, no forms to make, just dig the hole, fill with a half foot of gravel, machine tamp it, level it, and install the ground sleeve.
- Can be pre-drilled to accommodate sectionalizing cabinets.
- UV & Fire resistant.

Guideline for determining product size:

GS-24-22-30-MG-16x17.5 = 24"W x 22"D x 30"H

MG = Munsell Green

16x17.5 = 16"W x 17.5"D Top Opening




Product	W-Width	D-Depth	H-Height	W-Top Opening	D-Top Opening
CGS-30-18-18-MG-21x10	30"	18"	18"	21"	10"
GS-10-12-18-MG-6x8	10"	12"	18.5"	6"	8"
GS-19-10-18M-MG-15x6	19"	10"	18"	15"	6"
GS-24-22-18M-MG-17x16	24"	22"	17"	16"	19"
GS-24-22-30-MG-16x17.5	24"	22"	30"	16"	17.5"
GS-24-24-30-MG-16x16	24"	24"	30"	16"	16"
GS-25-15-18M-MG-16x10	25"	15"	18"	16"	10"
GS-25-19-18M-MG-19x13	25"	19"	18"	19"	13"
GS-27-20-26-MG-18x12	27"	20"	26"	18"	12"
GS-30-18-24-MG-20x9	30"	18"	24"	20"	9"
GS-30-18-30-MG-21x10	30"	18"	30"	21"	10"
GS-30-20-18M-MG-21x10	30"	20"	18"	21"	10"
GS-30-20-30-MG-23.5x13	30"	20"	30"	23.5"	13"
GS-31-10-36M-MG-27x6	31"	10"	36"	27"	6"
GS-31-19-18M-MG-22x13.5	31"	19"	18"	22"	13.5"
GS-31-23-18M-MG-22x18	31"	23"	18"	22"	18"
GS-31-23-30-MG-22x17.5	31"	23"	30"	22"	17.5"
GS-32-12-24-MG-24x4	32"	12"	24"	24"	4"
GS-32-16-18M-MG-24x9	32"	16"	18"	24"	9"
GS-32-16-30-MG-26x12	32"	16"	30"	26"	12"
GS-34-25-24-MG-26x17	34"	25"	24"	26"	17"
GS-35-20-18M-MG-25x11.5	35"	20"	18"	25"	11.5"
GS-35-35-30-MG-27x27	35"	35"	30"	27"	27"
GS-36-24-24-MG-31x19	36"	24"	24"	31"	19"
GS-36-26-18M-MG-30x20	36"	26"	18"	30"	20"
GS-37-23-18M-MG-28x18	37"	23"	18"	28"	18"
GS-37-23-30-MG-27.5x17	37"	23"	30"	27.5"	17"
GS-38-20-18M-MG-30x12	38"	20"	18"	30"	12"

Ground Sleeves - Three Phase



- Light weight, yet built strong and durable for sectionalizing cabinets.
- The fiberglass laminate is produced with chopped glass and woven roving.
- Can be pre-drilled to accommodate sectionalizing cabinets.
- UV & Fire resistant.



Guideline for determining product size:



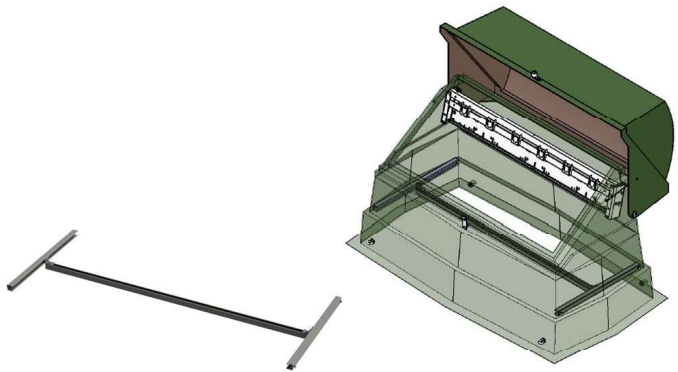


GS-61-18-26-MG-55x10 =




61-18-26 = 61"W x 18"D x 26"H


MG = Munsell Green




55x10 = 55"W x 10"D Top Opening

Product	W-Width	D-Depth	H-Height	W-Top Opening	D-Top Opening
GS-44-18-18M-MG-37x9.5	44"	18"	18"	37"	9.5"
GS-44-26-24-MG-37x20	44"	26"	24"	37"	20"
GS-44-44-18-MG-32x32	44"	44"	18"	32"	32"
GS-44-44-36-MG-34x34	44"	44"	36"	34"	34"
GS-49-15-18M-MG-40.5x10.5	49"	15"	18"	40.5"	10.5"
GS-49-15-30-MG-40x10	49"	15"	30"	40"	10"
GS-49-18-18M-MG-38x10.5	49"	18"	18"	38"	10.5"
GS-49-23-18M-MG-39.5x17	49"	23"	18"	39.5"	17"
GS-49-23-30-MG-40x17.5	49"	23"	30"	40"	17.5"
GS-61-15-18M-MG-53x11	61"	15"	18"	53"	11"
GS-61-15-30-MG-52x10	61"	15"	30"	52"	10"
GS-61-18-18M-MG-55x10	61"	18"	18"	55"	10"
GS-61-18-26-MG-55x10	61"	18"	26"	55"	10"
GS-61-18-30-MG-54x11	61"	18"	30"	54"	11"
GS-61-20-18M-MG-55x10	61"	20"	18"	55"	10"
GS-61-37-15-MG-52x32	61"	37"	15"	52"	32"
GS-64-18-18M-MG-56.5x10.5	64"	18"	18"	56.5"	10.5"
GS-64-18-30-MG-56x13	64"	18"	30"	56"	13"
GS-64-20-18M-MG-57.5x12.5	64"	20"	18"	57.5"	12.5"
GS-64-20-30-MG-55x10	64"	20"	30"	55"	10"
GS-65-20-18M-MG-58x12	65"	20"	18"	58"	12"
GS-67-23-18M-MG-58x16.5	67"	23"	18"	58"	16.5"
GS-67-23-30-MG-57x18	67"	23"	30"	67"	16.5"
GS-67-24-24M-MG-60x14	67"	24"	24"	60"	14"
GS-70-18-18-MG-64x12.5	70"	18"	18"	64"	12.5"
GS-71-25-24-MG-61.5x12.5	71"	25"	24"	61.5"	12.5"
GS-72-25-48-MG-63x17	72"	25"	48"	63"	17"
GS-78-20-18-MG-72x14	78"	20"	18"	72"	14"
GS-78-24-36-MG-70x16	78"	24"	36"	70"	16"
GS-85-23-18-MG-75x17	85"	23"	18"	75"	17"
GS-85-23-30-MG-73x16	85"	23"	30"	73"	16"
GS-85-30-30-MG-75x20	85"	30"	30"	75"	20"
GS-96-27-30-MG-89.5x21	96"	27"	30"	89.5"	21"

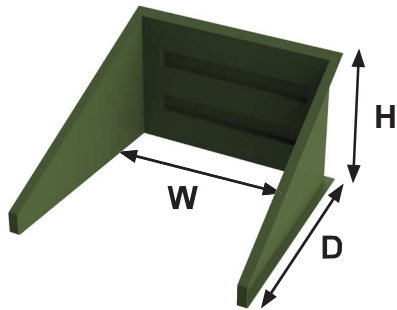
Product	Description
 <p data-bbox="435 422 500 449">AB-2</p>	<ul data-bbox="849 205 1510 420" style="list-style-type: none"> • This AB-2 hot-dipped galvanized steel bracket is designed to hold down transformers or switchgear. It enables various insert patterns to accommodate more sizes of equipment. • AB-2 measures 1 1/2" x 6 1/2". • A bend in the bracket raises it 1/2" from the pad.
 <p data-bbox="389 772 552 800">Cable Clamp</p>	<ul data-bbox="849 485 1494 814" style="list-style-type: none"> • Nordic's Cable Clamp, the NCC-1825, allows the customer to wrap the clamp around the electrical cable for a secure hold. • Accommodates cable sizes from 1.8" OD to 2.5" OD. • Cable clamps, in conjunction with Nordic's cable support brackets, relieves the downward pull on the cables & elbow probe. • Field installation required. • Ask about cable support brackets.
 <p data-bbox="332 1224 609 1251">Cable Support Bracket</p>	<ul data-bbox="849 1010 1510 1098" style="list-style-type: none"> • Nordic's cable support brackets are strut channels designed to accommodate cable clamps to hold heavy cables in place.
 <p data-bbox="284 1654 657 1682">CAS-1, Cabinet Anchor System</p>	<ul data-bbox="849 1367 1510 1539" style="list-style-type: none"> • Hot-dipped galvanized steel cabinet anchors allow the customer to bolt a sectionalizing cabinet to a concrete pad. • The CAS-1 includes 4 anchors with bolting hardware to the cabinet only.
 <p data-bbox="227 1969 714 1997">CEC-KIT, Cable Entrance Cover W/Hardware</p>	<ul data-bbox="849 1766 1510 1917" style="list-style-type: none"> • Black plastic cover can be installed inside a secondary pedestal for a cable entrance cover. • Maximum cable hole dimension is 2" OD. • Includes mounting hardware.

Product	Description
 <p data-bbox="272 499 662 535">Eye-Bolt Tab Assembly (4 Req'd)</p>	<ul data-bbox="850 254 1455 447" style="list-style-type: none"> • Eye bolts allow for easier lifting of the box pad for installation. • 4 eye bolts are required. • 1.25" OD hole • Includes mounting hardware.
 <p data-bbox="402 1016 532 1052">Fast-Patch</p>	<ul data-bbox="850 562 1511 1031" style="list-style-type: none"> • Fast-Patch is a very unique, easy to use UV or sun-light activated, self-adhesive repair patch. • Extremely durable reinforced polyester/plastic. • Bonds to all hard surfaces except Polypropylene (PP) • Fast-Patch is non-flammable, non-toxic, and adhesive is not harmful to skin. • Easy to apply, no mixing, no weighing, one step no mess. • The Fast-Patch is available in three sizes (inches): • FP-3x6 • FP-6x9 • FP-9x12
 <p data-bbox="334 1415 602 1451">NRK-2-MG, Repair Kit</p>	<p data-bbox="850 1062 1040 1094">List of Materials:</p> <ul data-bbox="850 1104 1503 1556" style="list-style-type: none"> • 1 – Munsell or Willow Green touch up paint in a 1 oz. bottle • 1 – Quart Body Filler w/Glass Fibers • 1 – Tube Cream Hardener • 2 – Sheets 80 Grit Sandpaper • 2 – Paint Brushes • 2 – Pairs Gloves • 1 – Sher-Cryl HPA Paint MSDS Sheet • 1 – Body Filler MSDS Sheet • 3 – 12" x 12" Pieces of Fiberglass Mesh • 1 – Duct Tape
 <p data-bbox="293 1866 646 1902">NRK-3-MG, Corner Repair Kit</p>	<ul data-bbox="850 1692 1495 1776" style="list-style-type: none"> • A fiberglass corner available in Munsell or Willow Green color designed to repair a damaged fiberglass ground sleeve, box pad, or cabinet corner.

Product	Description
 <p data-bbox="306 432 628 464">Munsell Green Spray Paint</p>	<ul data-bbox="850 289 1357 359" style="list-style-type: none"> • Munsell green spray paint in a 12 oz. can • Can only be shipped by a ground carrier
 <p data-bbox="315 695 620 726">PH-1, Pentahead Wrench</p>	<ul data-bbox="850 596 1495 627" style="list-style-type: none"> • The PH-1 is a wrench for five-sided penta head bolts
 <p data-bbox="258 972 677 1003">PH-4, .375-16x1.5 (Washer & Point)</p>	<ul data-bbox="850 840 1328 909" style="list-style-type: none"> • PH-4, 3/8-16x1.5 (WASHER & POINT) • (Not Shown Actual Size)
 <p data-bbox="263 1262 672 1293">PH-6, .5-13x1.5 (No Point-Washer)</p>	<ul data-bbox="850 1129 1351 1199" style="list-style-type: none"> • PH-6, 1/2-13x1.5 (NO POINT-WASHER) • (Not Shown Actual Size)
 <p data-bbox="228 1619 706 1650">PH-7, 3/8-16x1.75 (WASHER & POINT)</p>	<ul data-bbox="850 1451 1365 1520" style="list-style-type: none"> • PH-7, 1/2-13x1.75 (NO POINT-WASHER) • (Not Shown Actual Size)
 <p data-bbox="230 1896 704 1927">PH-8, .5-13x1.75 (NO POINT-WASHER)</p>	<ul data-bbox="850 1770 1365 1839" style="list-style-type: none"> • PH-8, 1/2-13x1.75 (NO POINT-WASHER) • (Not Shown Actual Size)

Product	Description
 <p>TDB-2</p>	<ul style="list-style-type: none"> • TDB-2 = Transformer Deferral Bracket • TDB-2 can be installed in back corner of the GS-37-43-32A-CE-2 or the GS-37-43-32C-CE-2 box pads
 <p>TDB-2-C15</p>	<ul style="list-style-type: none"> • TDB-2 = Transformer Deferral Bracket • The TDB-2-C15 can be installed in the back corner of the 15" high CBP "A" units.
 <p>TDB-2-C24</p>	<ul style="list-style-type: none"> • TDB-2 = Transformer Deferral Bracket • TDB-2-C24 can be installed in the back corner of the 24" high CBP "A" units.

Hill Holders



- The NHH-32-46-52-MG and NHH-32-54-52-MG have 2 horizontal ribs on the back side for added strength.
- The fiberglass laminate is produced with chopped glass and woven roving
- The 2" flange around the entire perimeter provides stability.
- UV & Fire resistant.

Product	W-Width	D-Depth	H-Height
NHH-16-46-52-MG	46"	52"	16"
NHH-20-54-52-MG	54"	52"	20"
NHH-32-46-52-MG	46"	52"	32"
NHH-32-54-52-MG	54"	52"	32"



Pedestals - Hand Holes - Plastic



- Plastic hand holes are made from copolymer polypropylene and designed for flush burial.
- The Munsell green pigment is blended throughout the material, which contains UV stabilizer for weather-ability.
- Units include a flat cover. "ELECTRIC" is imprinted on standard cover.
- PHH: plastic hand hole with single lock, PHH2: plastic hand hole with double lock.
- HHC: hand hole cover with single lock, HHC2: hand hole cover with double lock.
- PSPXB: hand hole base with single lock, PSPX2B: hand hole base with double lock.



PHH-161912-MG
Single Lock




PHH-212115-MG
Single Lock



PHH2-152315-MG
Double Lock





















PHH2-161912-MG
Double Lock



PHH2-212115-MG
Double Lock

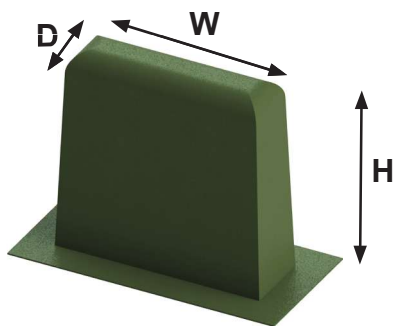
Product	W-Top Width	D-Top Depth	H-Height	Cover	Base	Locking System
 PHH-161912-MG	16"	19"	12"	 HHC-1619-MG	 PSPXB-161912-MG	Single lock with penta bolt

Pedestals - Hand Holes - Plastic

Product	W-Top Width	D-Top Depth	H-Height	Cover	Base	Locking System
 PHH-161918-MG	16"	19"	18"	 HHC-1619-MG	 PSPXB-161918-MG	Single lock with penta bolt
 PHH-212115-MG	21"	21"	15"	 HHC-2121-MG	 PSPXB-212115-MG	
 PHH2-152315-MG	15"	23"	15"	 HHC2-1523-MG	 PSPX2B-152315-MG	Double lock with penta bolt and bit
 PHH2-161912-MG	16"	19"	12"	 HHC2-1619-MG	 PSPX2B-161912-MG	
 PHH2-161918-MG	16"	19"	18"	 HHC2-1619-MG	 PSPX2B-161918-MG	
 PHH2-212115-MG	21"	21"	15"	 HHC2-2121-MG	 PSPX2B-212115-MG	

This
Page
is
intended
to
be
blank.


Pedestals - Looping



Product	kV	W-Top Width	D-Top Depth	H-Height
LP-77-MG	15	29"	8.5"	30.5"
LP-88-MG	25	47.5"	16"	47.5"



LP-77-MG



LP-88-MG

- Designed for looping primary cable at points where future plans call for installation of additional equipment.
- The fiberglass laminate is produced with chopped glass and woven roving.
- UV & Fire resistant.
- Looping pedestals reduce installation time by being built ready to go.


LP-77-MG

- Designed for looping 15kV primary cable.
- Dimensions at the top are 29" wide x 8 1/2" depth x 30 1/2" high with a 5" flange around the bottom perimeter for excellent stability.

LP-88-MG

- Designed for looping 25kV primary cable.
- Dimensions at the top are 47 1/2" wide x 16" depth x 47 1/2" high with a 5" flange around the bottom perimeter for excellent stability

Pedestals - Secondary - Plastic - PSP Series



- PSP (horizontal double lock system with penta bolt and hasp).
- PSPX (vertical single lock system with penta bolt).
- PSPX2 (vertical double lock system with penta bolt and hasp bit).
- A flange on the back of the cover interlocks to the base.
- Designed for easy access to free standing secondary cables above grade.
- Made from Copolymer-Polypropylene.
- "WARNING & ELECTRIC", is imprinted on the top in raised lettering.
- Optional cable entrance cover available.
- It will not rust or corrode.



PSP horizontal double lock system with penta bolt and hasp



PSPX vertical single lock system with penta bolt



PSPX2 vertical lock system with penta bolt and hasp bit





PSPX vertical single lock system for the PSPX-101830-MG






PSPX2 vertical lock system with penta bolt and hasp bit PSPX2-101830-MG

Pedestals - Secondary - Plastic - PSP Series

Product	W-Top Width	D-Top Depth	H-Height	Lid	Base	Locking System
 PSP-91330-MG	9"	13"	30"	 PSPT-91318-MG	 PSPB-161912-MG Base Height: 12"	 Horizontal double lock system with penta bolt and hasp
 PSP-91336-MG	9"	13"	36"	 PSPT-91318-MG	 PSPB-161918-MG Base Height: 18"	 Horizontal double lock system with penta bolt and hasp
 PSP-151530-MG	15"	15"	30"	 PSPT-151515-MG	 PSPB-212115-MG Base Height: 15"	 Horizontal double lock system with penta bolt and hasp
















Pedestals - Secondary - Plastic - PSPX Convertible Series

Product	W x D (Top) x H	Lid	Base	Converts to Hand Hole w/flat cover	
 PSPX-91330-MG	9" x 13" x 30"	 PSPXT-91318-MG	 PSPXB-161912-MG Base Height: 12"	 HHC-1619-MG	 PHH-161912-MG
 PSPX-91336-MG	9" x 13" x 36"	 PSPXT-91318-MG	 PSPXB-161918-MG Base Height: 18"	 HHC-1619-MG	 PHH-161918-MG

Pedestals - Secondary - Plastic - PSPX Convertible Series

Product	W x D (Top) x H	Lid	Base	Converts to Hand Hole w/flat cover	
 PSPX-151530-MG	15" x 15" x 30"	 PSPXT-151515-MG	 PSPXB-212115-MG	 HHC-2121-MG	 PHH-212115-MG

Pedestals - Secondary - Plastic - PSPX2 Convertible Series

Product	W x D (Top) x H	Lid	Base	Converts to Hand Hole w/flat cover	
 PSPX2-91330-MG	9 x 13" x 30"	 PSPX2T-91318-MG	 PSPX2B-161912-MG Base Height: 12"	 HHC2-1619-MG	 PHH2-161912-MG
 PSPX2-91336-MG	9" x 13" x 36"	 PSPX2T-91318-MG	 PSPX2B-161918-MG Base Height: 18"	 HHC2-1619-MG	 PHH2-161918-MG
 PSPX2-101830-MG	10" x 18" x 30"	 PSPX2T-101815-MG	 PSPX2B-152315-MG	 HHC2-1523-MG	 PHH2-152315-MG

Pedestals - Secondary - Plastic - PSPX2 Convertible Series

Product	W x D (Top) x H	Lid	Base	Converts to Hand Hole w/flat cover	
	15" x 15" x 30"				
PSPX2-151530-MG		PSPX2T-151515-MG	PSPX2B-212115-MG Base Height: 15"	HHC2-2121-MG	PHH2-212115-MG

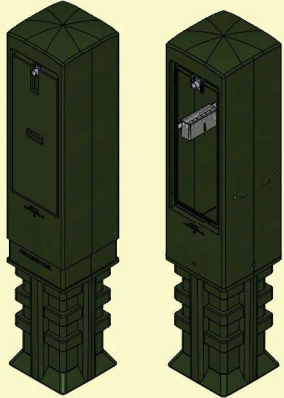









Pedestals - Secondary - Plastic - PSPF & PSPS Series















- PSPF Series has a flared taper design.
- PSPS Series has a straight design.
- Rust free materials and stainless steel hardware.
- Linear low density polyethylene material is UV stabilized.
- "ELECTRIC" is molded into the pedestal top for easy identification.
- There is an 8" x 10" label area molded in.
- Accommodates three or four 6 port 350 or 500 MCM connectors.
- Clear plastic covers included when connectors are ordered.
- Suggested burial depth up to the molded in "GROUND LINE".
- Molded step design resists deflection when buried.
- Optional cable entrance cover available.

Product	D-Top Depth	W-Top Width	H-Height	Lid	Base	Locking System
	10"	15"	38.5"			 P-106 Lock
PSPF-101538-MG-X				PSPFT-101517-MG-X	PSPFB-101538-MG-X	
	10"	15"	44"			
PSPS-101544-MG-X				PSPST-101522-MG-X	PSPSB-101538-MG-X	

Pedestals - Secondary - Plastic - Pedestals with Connectors

Connector	Product	Lid	Base	W x D (Top) x H
	 <p>MPP-141480-MG-L6350</p>	N/A	N/A	14" x 14" x 80"
<p>Pedestals shown with 3-6 Way Lay-in 350MCM connectors</p> <p>(Clear plastic covers included when connectors are ordered.)</p>	 <p>PSP-151530-MG-L6350</p>	 <p>PSPT-151515-MG</p>	 <p>PSPB-212115-MG-L6350</p>	15" x 15" x 30"
<p>Plastic connector bracket shown in the PSP-151530-MG-L6350 comes fully assembled with connectors.</p>	 <p>PSPF-101538-MG-L6350</p>	 <p>PSPFT-101517-MG-X</p>	 <p>PSPFB-101538-MG-L6350</p>	10" x 15" x 38.5"
	 <p>PSPS-101544-MG-L6350</p>	 <p>PSPST-101522-MG-X</p>	 <p>PSPSB-101538-MG-L6350</p>	10" x 15" x 44"

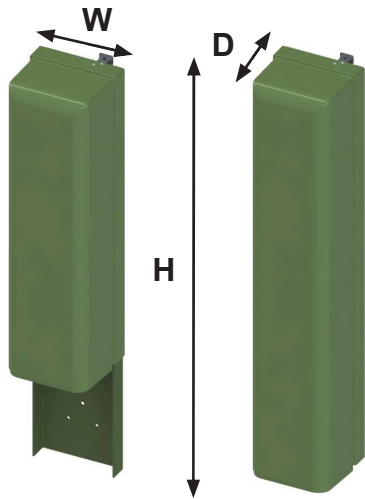
Pedestals - Secondary - Plastic - Pedestals with Connectors

Connector	Product	Lid	Base	W x D (Top) x H
<p>Pedestals shown with 4-6 Way Lay-in 350MCM</p> <p>(Clear plastic covers included when connectors are ordered.)</p>	 <p>PSPF-101538-MG-4L6350</p>	 <p>PSPFT-101517-MG-X</p>	 <p>PSPFB-101538-MG-4L6350</p>	<p>10" x 15" x 38.5"</p>
	 <p>PSPS-101544-MG-4L6350</p>	 <p>PSPST-101522-MG-X</p>	 <p>PSPSB-101538-MG-4L6350</p>	<p>10" x 15" x 44"</p>
<p>Pedestals shown with 3-6 Way 500MCM connectors</p> <p>(Clear plastic covers included when connectors are ordered.)</p>	 <p>PSPF-101538-MG-6500</p>	 <p>PSPFT-101517-MG-X</p>	 <p>PSPFB-101538-MG-6500</p>	<p>10" x 15" x 38.5"</p>
	 <p>PSPS-101544-MG-6500</p>	 <p>PSPST-101522-MG-X</p>	 <p>PSPSB-101538-MG-6500</p>	<p>10" x 15" x 44"</p>

Pedestals - Secondary - Plastic - Pedestals with Connectors

Connector	Product	Lid	Base	W x D (Top) x H
<p>Pedestals shown with 4-6 Way 500MCM connectors</p> <p>(Clear plastic covers included when connectors are ordered.)</p>	 <p>PSPF-101538-MG-46500</p>	 <p>PSPFT-101517-MG-X</p>	 <p>PSPFB-101538-MG-46500</p>	<p>10" x 15" x 38.5"</p>
	 <p>PSPS-101544-MG-46500</p>	 <p>PSPST-101522-MG-X</p>	 <p>PSPSB-101538-MG-46500</p>	<p>10" x 15" x 44"</p>
<p>Pedestal shown with 3-6 Way Lay-in 600MCM connectors</p> <p>(Clear plastic covers included when connectors are ordered.)</p> <p>Plastic connector bracket shown in the PSP-151530-MG-L6600 comes fully assembled with connectors.</p>	 <p>PSP-151530-MG-L6600</p>	 <p>PSPT-151515-MG</p>	 <p>PSPB-212115-MG-L6600</p>	<p>15" x 15" x 30"</p>

Pedestals - Secondary - Fiberglass - P-50 Series



- Rust free SMC and stainless steel hardware.
- The P-50 and P-55 Series are manufactured of compression molded fiberglass (SMC).
- UV & Fire resistant.
- Pigment is permanently molded into the fiberglass and the fiberglass does not peel, providing a maintenance free pedestal for many years.
- Available in Munsell Green color.
- Two styles of Nordic pedestals are available for above ground housing of cable splices.
- The top section is removable for easy access to cables.
- Stakes are available for added stability when installed.
- Recessed penta-head locking is an option.









Hasp Lock















Penta Head Lock



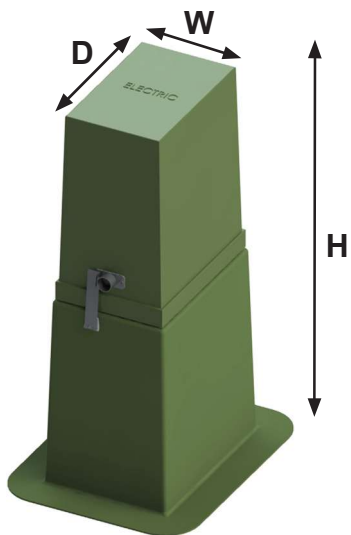
Hasp & Penta Head Lock

Product	Lid	Base	W x D (Top) x H	Above Ground	Below Ground	Locking System
 P-50-MG	 P-50-LID-MG	 P-50-BASE-MG	8" x 8" x 44"	24"	20"	Hasp
 P-50-P-MG	 P-50-P-LID-MG	 P-50-P-BASE-MG	8" x 8" x 44"	24"	20"	Penta Head







Pedestals - Secondary - Fiberglass - P-50 Series

Product	Lid	Base	W x D (Top) x H	Above Ground	Below Ground	Locking System
 PR-50-MG	 PR-50-LID-MG	 PR-50-BASE-MG	8" x 8" x 44"	24"	20"	Hasp & Penta Head
 P-55-MG	 P-55-LID-MG	 P-55-BASE-MG	8" x 8" x 44"	34"	10"	Hasp
 P-55-P-MG	 P-55-P-LID-MG	 P-55-P-BASE-MG	8" x 8" x 44"	34"	10"	Penta Head
 PR-55-MG	 PR-55-LID-MG	 PR-55-BASE-MG	8" x 8" x 44"	34"	10"	Hasp & Penta Head


Pedestals - Secondary - Fiberglass - PRMC Series



- Rust free SMC and stainless steel hardware.
- PRMC series is manufactured of compression-molded fiberglass (SMC).
- UV & Fire resistant.
- Pigment is permanently molded into the fiberglass and the fiberglass does not peel, providing a maintenance free pedestal for many years.
- Available in Munsell Green color.
- Stainless steel and aluminum hardware provide long term protection against rust.
- "ELECTRIC" is molded in raised lettering on the top lid.
- A 3" flange around the perimeter provides stability when buried.
- Optional cable entrance cover available.
- P-109 locking assembly for safety.

Product	Lid	Base	W x D (Top) x H	Above Ground	Below Ground	Locking System
 PRMC-150-MG	 PRMC-150-LID-MG	 PRMC-150-BASE-MG	9" x 14" x 30"	21"	9"	P-109
 PRMC-190-MG	 PRMC-190-LID-MG	 PRMC-190-BASE-MG	9" x 14" x 36"	21"	15"	P-109

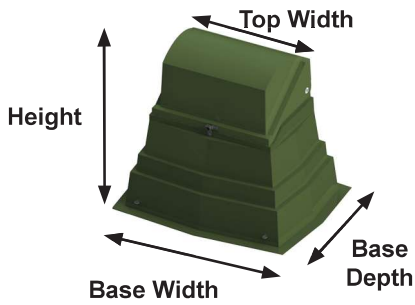
Pedestals - Meter - Plastic



- Rust free materials and stainless steel hardware.
- Linear Low Density Polyethylene Material is UV stabilized (Munsell Green Color).
- Trailer Parks, RV Campgrounds, and townhouses now have a plastic pedestal that can accommodate up to three meters or other pieces of equipment.
- Install up to 3 Meters or other equipment.
- 14" x 14" x 80" tall with a 14" x 38" meter mounting surface on 3 sides.
- Meters not included.
- Service entrance door is made of a high density polyethylene material with a smooth finish. Includes a stainless steel penta-head bolt for locking (pad-lockable).
- Large 11" x 31" Front Opening.
- Make it a secondary pedestal by ordering 3 lay-in 6 port 350 MCM connectors installed inside. (MPP-141480-MG-L6350)
- Abundant access inside the pedestal.
- Lightweight, only 35 lbs.
- The corrugated base provides strength against sidewall ground pressures.
- The bottom of the base is flanged to prevent twisting when buried.
- Recommended burial depth 30".

Product	W x D (Top) x H	Above Ground	Below Ground	Locking System
 <p>MPP-141480-MG-X</p>	14" x 14" x 80"	50"	30"	Penta Head Bolt
 <p>MPP-141480-MG-L6350</p>	14" x 14" x 80"	50"	30"	Penta Head Bolt

Pedestals - Tap - Fiberglass



- Tap pedestals allow for terminating 600V conductors in residential and small commercial applications.
- The fiberglass laminate is produced with chopped glass and woven roving.
- 600V connectors are manufactured from high strength aluminum alloy to provide premium electrical and mechanical performance.
- Easy access to connectors is made available in these pedestals.
- Connectors covered with an insulating boot.
- Will not rust or corrode.
- Stainless steel and Aluminum hardware provide long term protection against rust.
- UV & Fire resistant.

ND-3624 Series

Features & Benefits:

- Connectors have a conductor range of 750MCM down to 1/0 wire.
- The ND-3624 series tap pedestals in heights of 36", 42", and 54" can accommodate up to 3 or 4 standard connectors with either 8, 10, or 12 ports. (Lay-in connectors also available).

ND-403264

Features & Benefits:

- ND-403264-MG-4HDB-L24750-X is the largest tap pedestal Nordic makes.
- It stands 64" high, 40" wide at the top, and it's 32" deep.
- It has an adjustable sturdy strut system can be moved vertically and horizontally to a position that works for you.
- These 4 heavy duty fiberglass arms each accommodate one heavy duty 24 port 750MCM connector.
- Fiberglass arms provide high dielectric insulating properties.
- Conductor wire range is 750MCM down to 1/0.



Product	Top Width	Base Width	Base Depth	Height
 ND-301830-MG-X-L750350P-X	30"	30"	18"	30.5"
 ND-362436-MG-3HDB-X-X	36.5"	55"	42"	36.5"


Pedestals - Tap - Fiberglass

Product	Top Width	Base Width	Base Depth	Height
 <p data-bbox="329 562 651 590">ND-362436-MG-4HDB-X-X</p>	36.5"	55"	42"	36.5"
 <p data-bbox="329 972 651 999">ND-362442-MG-3HDB-X-X</p>	36.5"	59"	46"	42.5"
 <p data-bbox="329 1367 651 1394">ND-362442-MG-4HDB-X-X</p>	36.5"	59"	46"	42.5"
 <p data-bbox="329 1841 651 1869">ND-362454-MG-3HDB-X-X</p>	36.5"	64.5"	51.5"	55"

Pedestals - Tap - Fiberglass


Product	Top Width	Base Width	Base Depth	Height
 <p>ND-362454-MG-4HDB-X-X</p>	36.5"	64.5"	51.5"	55"
 <p>ND-403264-MG-4HDB-X-X</p>	39.5"	64.5"	51.5"	63.5"

Replacement - Transformer Pads



- The RTP-42.5-45.5-7-MG-22x24 can be installed directly over rusted metal ground sleeves or after removal of the damaged sleeves.
- Front partition is removable for electrical cables to slide through during installation without disconnecting the power.
- The two-piece unit is joined by driving 3/8" stainless steel bolts into the floating nut assemblies on the sides and flange of the sleeve.
- The fiberglass laminate is produced with chopped glass and woven roving.
- UV & Fire resistant.

Product	W-Top Width	D-Top Depth	H-Height
RTP-42.5-45.5-7-MG-22x24	42.5"	45.5"	7"



RTP-42.5-45.5-7-MG-22x24